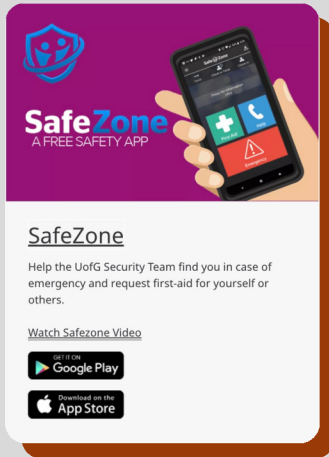


USING THE SAFEZONE APP



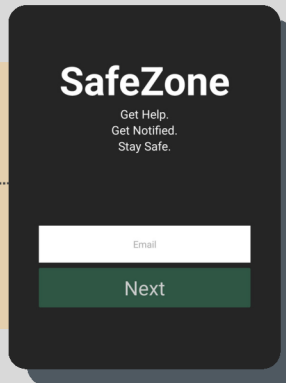
1. DOWNLOAD

www.gla.ac.uk/attendance

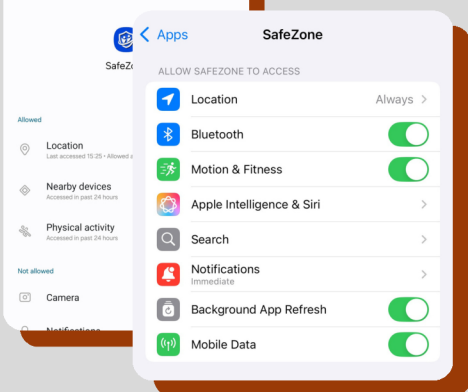


2. SIGN IN

Use your university email address




App permissions



3. GRANT PERMISSIONS

- Allow location access
- Disable battery optimisation



4. CHECK IN

- You must check in during every scheduled class on campus
- You can check in at any point within the time of your class
- Classes include lectures, tutorials, seminars, labs, etc.

IF REQUIRED, CHECK OUT FIRST

- If the app still shows you checked in from your previous class, simply tap 'Check Out' and then 'Check In' again

