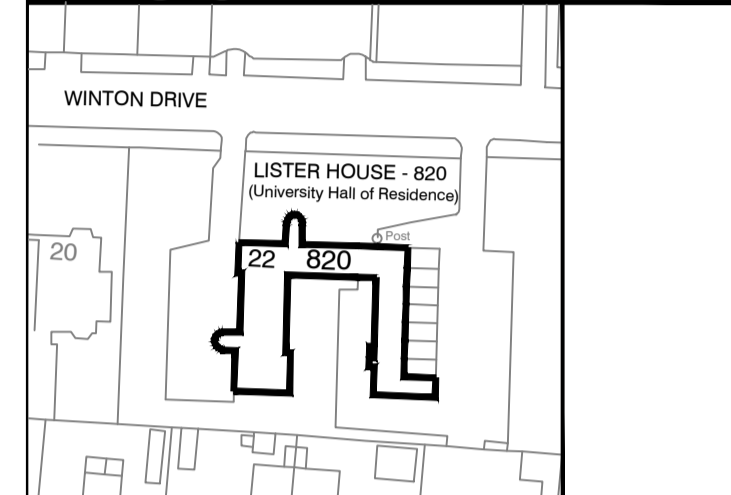
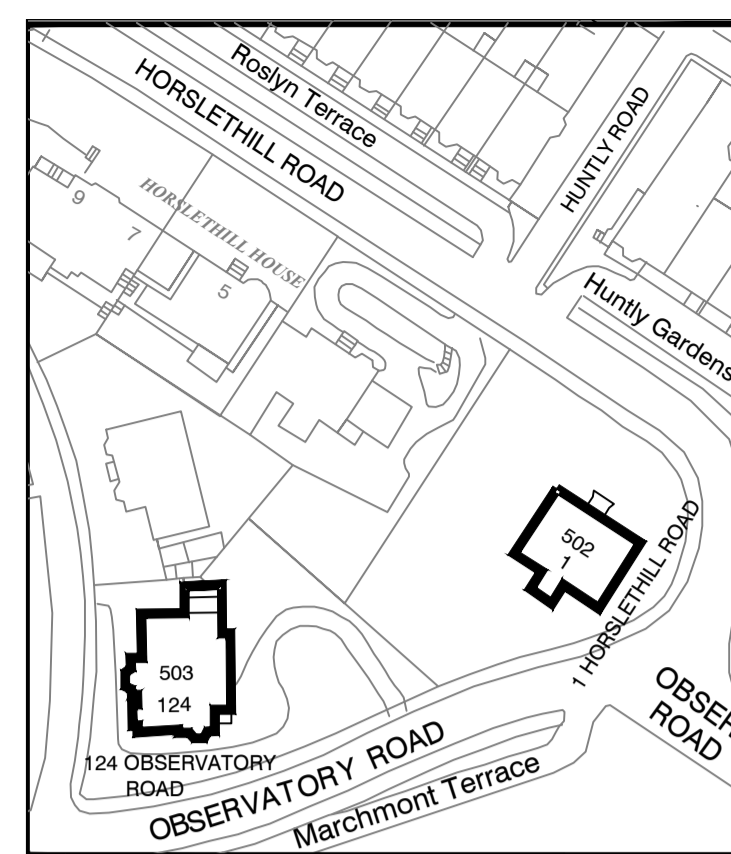


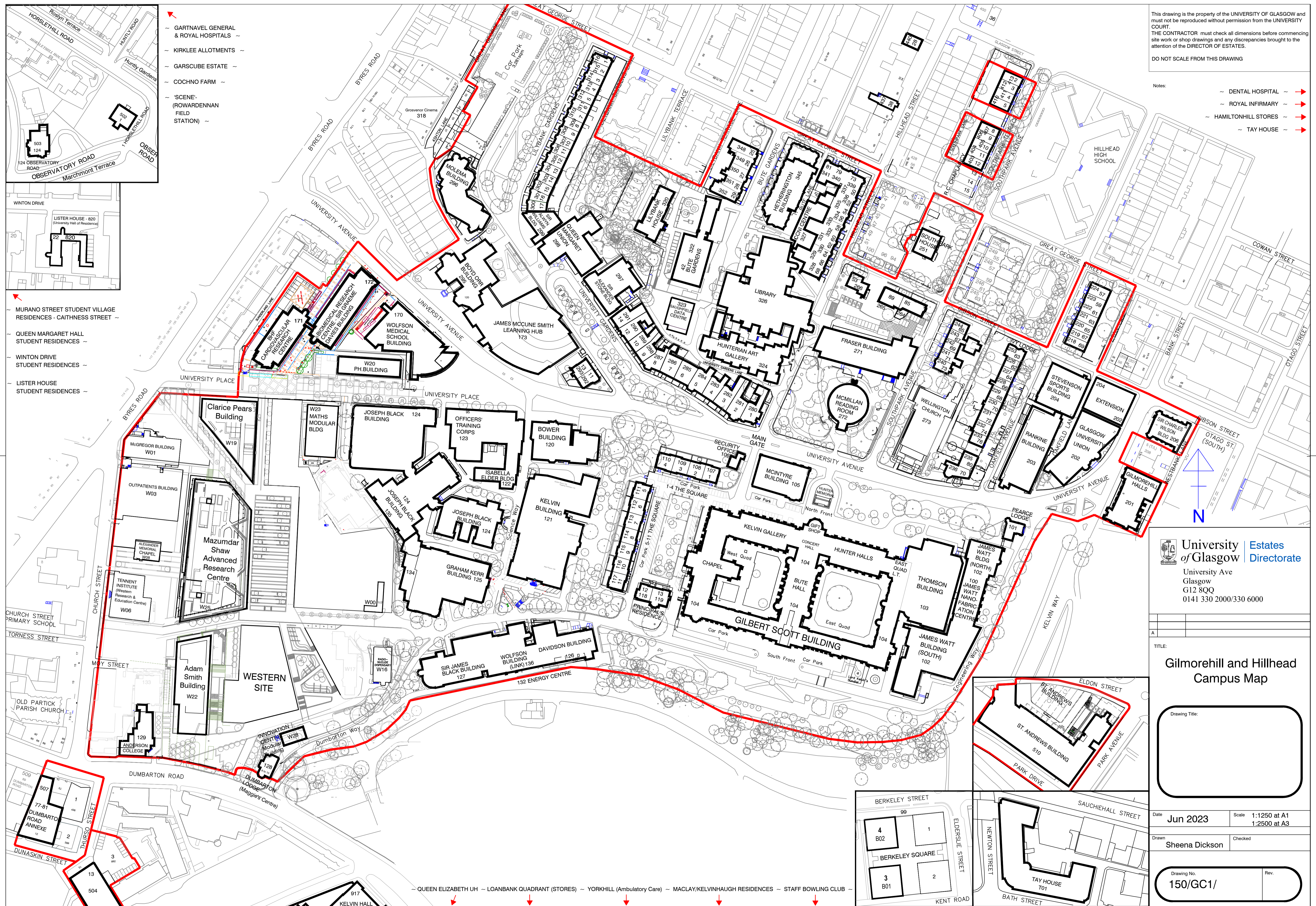
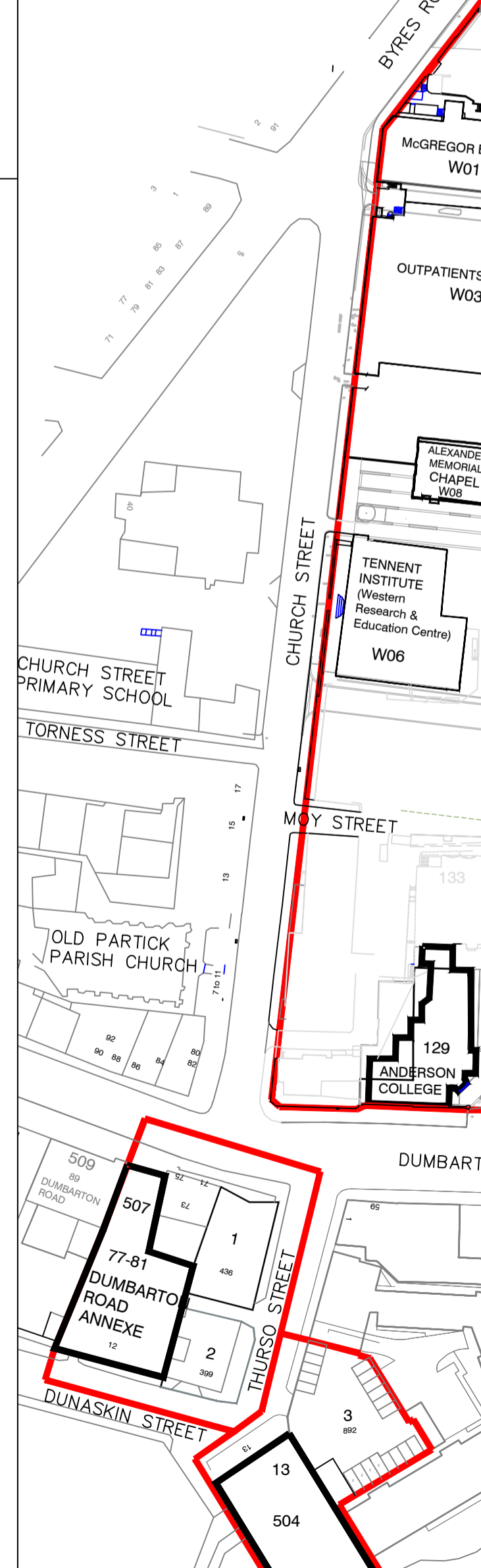
This drawing is the property of the UNIVERSITY OF GLASGOW and must not be reproduced without permission from the UNIVERSITY OF GLASGOW.
 THE CONTRACTOR must check all dimensions before commencing site work or shop drawings and any discrepancies brought to the attention of the DIRECTOR OF ESTATES.
 DO NOT SCALE FROM THIS DRAWING

- Notes:
- ~ DENTAL HOSPITAL ~ →
 - ~ ROYAL INFIRMARY ~ →
 - ~ HAMILTONHILL STORES ~ →
 - ~ TAY HOUSE ~ →

- ~ GARTNAVEL GENERAL & ROYAL HOSPITALS ~
- ~ KIRKLEE ALLOTMENTS ~
- ~ GARSCUBE ESTATE ~
- ~ COCHNO FARM ~
- ~ 'SCENE' (ROWARDENNAN FIELD STATION) ~



- ~ MURANO STREET STUDENT VILLAGE RESIDENCES - CAITHNESS STREET ~
- ~ QUEEN MARGARET HALL STUDENT RESIDENCES ~
- ~ WINTON DRIVE STUDENT RESIDENCES ~
- ~ LISTER HOUSE STUDENT RESIDENCES ~



University of Glasgow Estates Directorate
 University Ave
 Glasgow
 G12 8QQ
 0141 330 2000/330 6000

TITLE: Gilmorehill and Hillhead Campus Map	
Drawing Title:	
Date: Jun 2023	Scale: 1:1250 at A1 1:2500 at A3
Drawn: Sheena Dickson	Checked:
Drawing No: 150/GC1/	Rev:

- ~ QUEEN ELIZABETH UH ~
- ~ LOANBANK QUADRANT (STORES) ~
- ~ YORKHILL (Ambulatory Care) ~
- ~ MACLAY/KELVINHAUGH RESIDENCES ~
- ~ STAFF BOWLING CLUB ~